KV 28: Fold a rabbit

Name: _____ Date: _____

Step 1 Fold a hat shape.

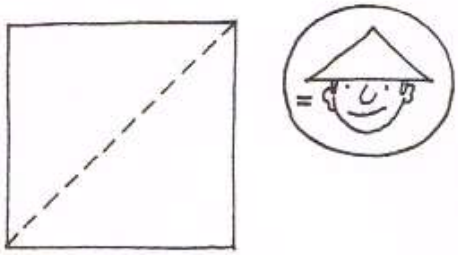

Step 2 Fold in the sides.

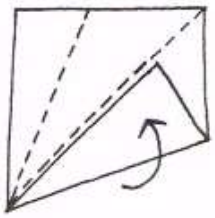

Step 3 Fold the top down and fold the corner up.

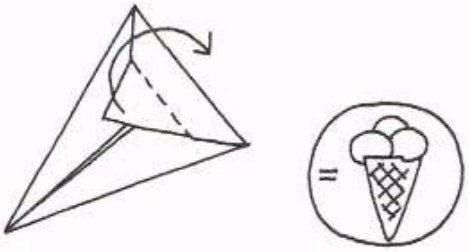

Step 4 Cut and fold over.



Now you have a rocket!
But let's make a rabbit!



Step 5 Fold the head.



Step 6 Fold the ears.

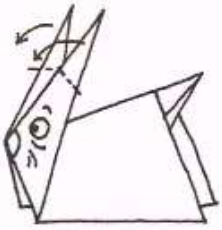

Step 7 Draw eyes and a nose.

Step 8 Fold the legs up and the feet down.

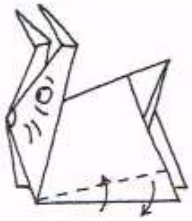

Now you have a rabbit!

© Lasso Englisch 3, Österreichischer Bundesverlag GmbH & Co. KG, Wien 2019